

PERSONAL PROTECTION
AGAINST ELECTROMAGNETIC
RADIATION



User Manual



Scientifically manufactured for protection

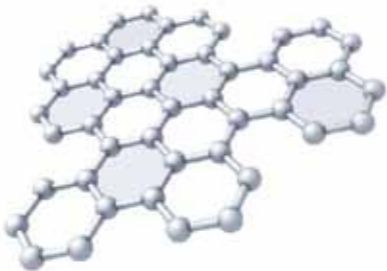
CONTENTS

Presentation	4
Contains Graphene	5
Phiwaves 5G pendant	6
How it works	8
Advice and recommendations	9
General information	11
Functioning of the device	14
Studies and publications	15
Certificates	26
Warnings	27
Proof of authenticity	28
Warranty	30

PHI WAVES

Pranan 5G devices are the outcome of an exclusive and highly technological design and manufacturing system that enables **them to provide our body with effective protection against alterations produced by electromagnetic contamination** (non-ionising radiation) caused by Wi-Fi waves, 5G, radars, mobile masts and other devices we come into contact with in our day-to-day.

Phiwaves 5G is a state-of-the-art device with technology developed and patented by Pranan Technologies based on scientific studies conducted by prestigious universities.



CONTAINS GRAPHENE

Graphene is an astonishing material that seems to defy the laws of physics and is no doubt going to revolutionise the medical, communication, aeronautics and electronic sectors, among others.

Scientists Andre Geim and Konstantin Novoselov were awarded the Nobel Prize for Physics in 2010 for carrying out groundbreaking research on its properties. These include its resistance to ionising radiation and its capacity to absorb sunlight and transform it into energy. It is harder than diamond and one hundred times more resistant than steel. It is flexible, transparent and an excellent heat and electricity motor, not to mention self-healing by seeking missing atoms from the environment.

Pranan Technologies has managed to stabilise graphene with all of its conductive properties and harness it in its technology to manufacture the Phiwaves 5G device. Improving the performance and efficiency of the device

PHI WAVES

The next-generated device that blocks electromagnetic contamination, including 5G.



Phiwaves 5G protects against electromagnetic radiation emitted by cell phones, 5G, antennas, repeaters and base stations, Wi-Fi networks, radars, electric grids and any system that generates harmful artificial radiation.

How to use it

- All we have to do is remove it from its packaging and carry it with us, in a jacket pocket, trouser pocket, etc.

Characteristics

- Unlimited durability if kept in perfect condition.
- Does not use batteries, therefore no maintenance is required.
- Emits a secondary wave that neutralises the harmful effects of the radiation, instead of blocking it.
- Does not disrupt the proper functioning of the electronic devices it protects us from.
- It is automatically activated on contact with electromagnetic radiation.
- Does not require any maintenance.
- In-built encrypted microchip that enables the user to verify the authenticity of the device (Nefertitys System).

Technical Specifications

- Operating range: up to 100 cm.
- Dimensions: 37 x 52 x 4 mm.
- Weight: 20 g.

HOW IT WORKS

What is Phiwaves 5G?

It is a state-of-the-art device designed specifically to protect us from alterations in the body caused by non-ionising electromagnetic radiation emitted from mobile telecommunications systems, base station antennae/repeaters, 5G, Wi-Fi networks, radars, electricity lines, and any other system capable of giving off harmful artificial radiation.

How should we use the device?

All we have to do to ensure the device protects us from electromagnetic contamination is carry it with us, for example, in a trouser or jacket pocket. The important thing is to carry it as close to the body as possible (although contact is not necessary).

How is Phiwaves 5G activated? The device is automatically activated when it detects electromagnetic radiation. The further we move away from the device, the less protected we will be.

When should we use it?

We recommend carrying it constantly, as we are usually surrounded by magnetic waves while we are at work, taking a walk, shopping, etc.

Should we use it at night?

It is advisable to place it underneath the pillow, as we can be exposed to several sources of electromagnetic contamination while we sleep, such as waves emitted by Wi-Fi.

ADVICE AND RECOMMENDATIONS

- **When working in front of the computer,** we should place the Phiwaves 5G protection device between the screen and the user. If we carry it in a shirt or jacket pocket, the effect is the same.

- **When we speak on a mobile phone,** It is advisable to use a specific protection device (Phione, visit www.pranan.com) for this situation. This is because, in this case, the source emitting the non-ionising radiation is very close to the brain, therefore extra protection is needed, considering it is in constant contact with the actual mobile.

- **When I carry the personal protection device in a bag** If the bag is made of leather, the protection is slightly reduced, as it acts as a type of shield.

- **When travelling by airplane, train, metro or boat**, it is also advisable to carry the Phiwaves graphene personal protection device, as the electromagnetic contamination generated inside these means of transport is enhanced by the “Faraday Cage” effect.
- **If Phiwaves 5G comes into contact with water** or is even washed by mistake, the device will continue to work properly as long as its original structure is kept intact.
- **The protection device is compatible with pacemakers.** It is completely harmless to valves or other devices implanted to perform various functions in the human body.
- **It is especially recommended for pregnant women** to protect their babies who are extremely sensitive to any kind of external radiation.

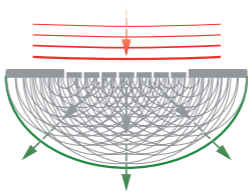
GENERAL INFORMATION

What is Pranan technology?

It is essentially based on protecting the biological processes and bioelectrical system of people exposed to non-ionising artificial radiation, neutralising alterations that, as an external impact, occur in the body.

How does it work?

Pranan devices absorb some of the environmental radiation, filtering the transverse components and allowing only the longitudinal components of electromagnetic fields to pass through.



It is the re-emission of these ultra-weak electromagnetic pulses that causes a balancing effect on a biological level.

Can we measure the frequencies that Phiwaves graphene emits?

The intensity of the radiation emitted is so weak that it cannot be picked up with measuring equipment that has been designed based on the theory of electromagnetic vector fields, i.e. all conventional meters.

So, what happens if we place a radiation meter inside a Phiwaves 5G device?

We would not notice any change, as the devices designed by Pranan Technologies do not neutralise electromagnetic contamination, but instead work on the effects of this radiation on the body.

So, how can we measure how effective the technology is at protecting us from the radiation?

By taking measurements in the body before (without protection) and after (with protection). Modern technology allows us to measure changes, both on a bioelectrical and biochemical level, that are caused in the body when exposed to electromagnetic radiation. To ensure these measurements are reliable, **they must be taken at technological institutes and universities where universally-accepted scientific research protocols are used.**

What is the difference between technology

used in Phiwaves 5G and that used in all other devices on the market?

The effectiveness of Phiwaves technology has undergone tests and analyses in prestigious accredited research centres. It is also the only technology on the market that incorporates nanotechnology in its manufacturing process, specifically the use of graphene oxide.

What studies have tested and proved its effectiveness?

A biochemical study performed by the research team CTS -101 "Intercellular Communication" at the **University of Granada (Spain)**, and a bioelectrical study carried out by the Faculty of Medicine at the **Complutense University of Madrid**.

Are the devices developed by Pranan Technology safe?

The technology incorporated into the devices developed by Pranan Technologies is audited by TÜV Rheinland (internationally accredited body). **It is the only technology on the market that has been certified according to European Directive 2001/95/EC**, guaranteeing compliance with all safety requirements before sale. It is also the only one to be certified with the CE marking (TÜV Rheinland Certificate).

FUNCTIONING OF THE DEVICE

Pranan Technology is primarily based on developing methods and systems that help **identify and decodify electromagnetic frequencies with potentially harmful effects on the human body** for the purpose of creating balancing effects against external tensions and fields that tend to destabilise it.

Pranan devices are able to absorb some of the environmental radiation and filter it before it reaches the person in the form of non-Hertzian waves. In other words, with reference to the mathematical description of vector fields, which includes transverse and longitudinal components, only the latter are allowed to pass through.

To this end, it uses a system made up of **passive transducers manufactured with metallic nanoparticles, minerals and other materials that work on the alterations that occur in the body due to ionising radiation, causing a balancing effect on a biochemical and bioelectrical level.**

The balancing effect of radiation emitted by the device is mainly in the form of a magnetic field (prevailing over the electrical component) that is so weak that it can barely be evaluated and measured with conventional measurement technology available nowadays.

STUDIES AND PUBLICATIONS

The effectiveness of technology used in Pranan devices has been analysed in research centres and universities.



ugr

Universidad
de Granada

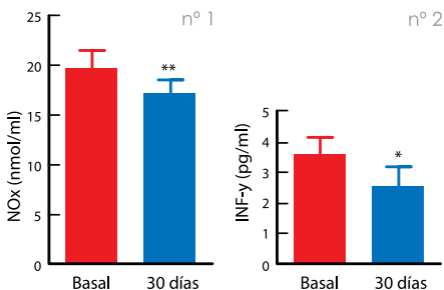
BIOCHEMICAL STUDY

The Biomedical Research Centre of the University of Granada (Research Group CTS -101: Intercellular Communication) has conducted biochemical studies on how PRANAN devices neutralise the effects of low-intensity radiation on our body (electromagnetic radiation).

The aim of the study was to assess the effectiveness of technology developed and patented by Pranan Technologies.

The study finds that the technology directly protects the person from damage caused by low-intensity radiation (mobile phones, Wi-Fi, wireless phones, mobile masts) without resulting in any harmful secondary effect, in turn leading to a better physiological condition of the subjects.

Two of the eleven indicators analysed in the study that are affected by electromagnetic contamination have been included below.



Number 1 in the graph shows a significant decrease in the levels of oxidative stress, which reduces the damage caused by free radicals in the body, while number 2 indicates a decline in the chronic inflammatory condition of study subjects.

BIOELECTRICAL STUDY

Tomás Ortiz Alonso, Professor at the Department of Psychiatry and Medical Psychology in the Faculty of Medicine at the Complutense University of Madrid, coordinated a bioelectrical study to measure how effectively Pranan technology neutralises the effects of electromagnetic fields in brain bioelectrical activity. The study concludes that this technology has a significant effect on neurofunctional coherence and shows major differences in most areas of the brain, thereby demonstrating its effectiveness in modifying certain brain oscillations caused by electromagnetic fields.

Fig.1

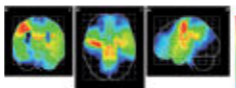
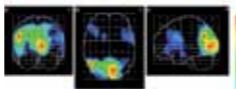


Fig.2



Horizontal, coronal and mid-sagittal view. Where significant differences can be observed. Fig. 1 without protection. Fig. 2 protection with pranan technology.



BIOELECTROGRAPHIC STUDY

Pranan technology has also been tested using GDV-EPC bioelectrography by Dr. K. Korotkov, technology developed at Saint Petersburg State University (Russia). The analysis of data obtained from this study concludes that, when we use mobile telephone technology, the Pranan technology devices protect the human energy field and the meridian system and even, beyond the scope of protection, improve the person's energy balance.

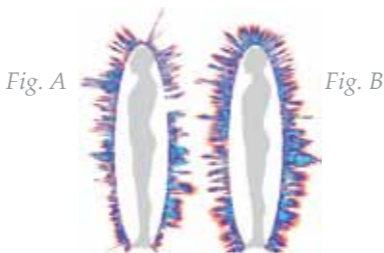


Fig. A Energy field of a person after speaking on a mobile telephone without Pranan protection.

Fig. B Energy field of a person after speaking on a mobile telephone with Pranan protection.

SUBJECTED TO BIORESONANCE TESTING

The efficacy of the PRANAN devices has been tested with Mora-bioresonance technology developed by the physician Franz Morell and the engineer Enrich Rasche.

Bioresonance uses electromagnetic waves to maintain the body's balance. Scientists such as Fritz Popp and Ross Adey describe these electromagnetic signals as a means of intracellular communication. This simple test shows the changes that take place in the body when it receives electromagnetic radiation emitted on answering a call on a cell phone and the same, but when the phone is placed in the PRANAN graphene protection device.

It has been observed that on receiving a call on a cell phone, an alteration occurs in the body's energy balance.

Based on the measurements observed through Mora-Bioresonance, the PRANAN technology reduces alterations caused by electromagnetic radiation emitted by a cell phone by up to 91.93% (when receiving a telephone call).



MICROSCOPY ANALYSIS

The efficiency of the Pranan 5G graphene devices was tested with Dark Field Microscopy when the body was exposed to 5G electromagnetic radiation. Two blood samples were drawn from the study participants for analysis, before (without protection) and after with protection (PRANAN devices).

Before each blood collection, each person was subjected to 5G radiofrequency electromagnetic stress emitted by a cell phone and by the environment (Wi-Fi). The comparative analysis was conducted by studying the following red blood cell parameters: mobility, level of toxicity, cell membrane status, cell oxidation, oxygenation and acidity level.

The test showed certain important improvements when the PRANAN technology was used to block environmental electromagnetic radiation (5G and 4G), Wi-Fi, telephone antennas, etc., such as those emitted by cell phones.

Fig.1 Blood sample drawn from subject A when exposed to 5G electromagnetic radiation WITHOUT the PRANAN devices.

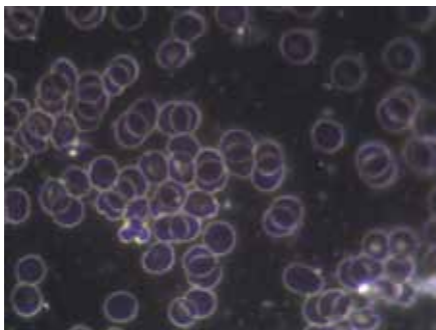
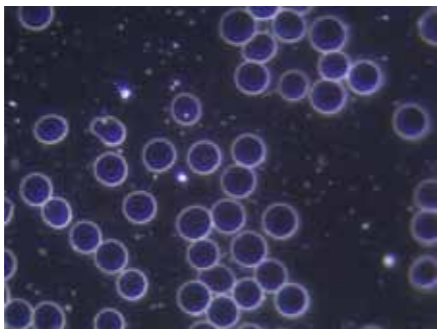


Fig.2 Blood sample drawn from subject A when exposed to 5G electromagnetic radiation WITH the PRANAN devices.





PHYSICAL APPRAISAL REPORTA

idel Franco González, Professor at the Applied Physics Department in the Polytechnic University of Catalonia, conducted a research project on the physical-mathematical functioning of Pranan technology used in Phiwaves.

In the working hypothesis, he concluded that this technology is capable of absorbing environmental energy and filtering it before it reaches the person in the form of low-frequency non-Hertzian waves, thereby enhancing balance to withstand external fields and tensions with destabilising effects.



For further information on these studies, visit www.pranan.com

EUROPEAN JOURNAL OF INTEGRATIVE MEDICINE

The scientific journal “European Journal of Integrative Medicine” has published several studies carried



out the Biomedical Research Centre of the University of Granada on the effectiveness of technology developed and patented by Pranan Technologies to neutralise the harmful effects that electro-

magnetic radiation has on the body (mobiles, Wi-Fi, wireless phones, mobile masts).

The scientific publication was approved after analyses, tests and “peer review” were carried out by the publishers and Editorial Board of the “European Journal of Integrative Medicine”. The board includes leading scientists and professors from prestigious universities including: the Faculty of Medicine at Georgetown University (USA), the Karolinska Institute (Sweden), the University of Technology Sydney (Australia), or the University of Southampton (UK), as well as many more.

INTERNATIONAL JOURNAL OF ADVANCED COMPLEMENTARY AND TRADITIONAL MEDICINE

The scientific journal **“International Journal of Advanced Complementary and Traditional Medicine”** published an article titled **“Technology to protect against environmental electromagnetic fields”** written and developed by American scientist James L. Oschman.


The research explores the mechanisms used by Pranan devices to effectively protect the body against electromagnetic radiation.

James L. Oschman is a biophysicist, having studied at the University of Pittsburgh and worked in the leading research laboratories around the world, including: the University of Cambridge in England; Case Western Reserve University in Cleveland; the University of Copenhagen and Northwestern University in Evanston, Illinois.

These publications mark a milestone, as the passive technology by Pranan and its effectiveness in protecting against electromagnetic radiation is the only one to be published in scientific journals.

US PUBLICATION “NUTRITION AND INTEGRATIVE MEDICINE”

“Nutrition and Integrative medicine”, published in 2019 by Taylor&Francis Group, sets out in its more than eight hundred pages a series of tests and studies conducted by thirty scientists.



Chapter 27 of this prestigious publication, which is targeted at researchers and medical professionals, described a

study on electromagnetic contamination and the implications this has on people.

In the section entitled “EMF protection”, the biophysicist James Oschman highlights the efficiency of the PRANAN technology as an effective protector against electromagnetic radiation.

In his study and analysis of this technology, he mentions the astonishing protective effects it has on the cells of the body, as already observed and described in scientific trials.

CERTIFICATES

- PRANAN devices are certified by Tüv Rheinland according to European Directive 2001/95/EC, guaranteeing compliance with all safety requirements.
- Technology patented with the title “Electromagnetic radiation protection” no. CC P: ES 2401873 A1. International Patent Classification: H01Q 17/00 (2006.01) A61N 1/16 (2006.01).
- Certificate issued by Tüv Rheinland according to Directive 1999/5/EC, Annex II of the European Parliament and the Council of 9 March 1999 on radio equipment and telecommunications terminal equipment.
- Quality Certificate from Tüv Rheinland according to ISO:9001, with registration no.: 0.01.13341.



- Certified with the CE marking by TÜV Rheinland.

WARNINGS

- Prolonged exposure to a heat source (over 60 °C) may damage the structure of the device.
- Low temperatures pose no risk to the device.
- Do not immerse in liquids. Atmospheric humidity does not affect the proper functioning of the device.
- Do not place in washing machines, microwaves or ovens. It should not be used in saunas or steam baths.
- Is not flammable.
- The device should avoid contact with sweat and abrasive liquids.
- Does not contain any toxic substance (European Directive 2002/95/EC).

**The Phiwaves 5G device
is not intended to diagnose,
treat or cure any illness.**



VERIFICATION OF AUTHENTICITY SYSTEM

Pranan devices include an encrypted microchip that enables their authenticity to be verified.

Follow the simple steps outlined below to verify the authenticity:

1.- Activate the mobile's NFC (in connection settings). The majority of mobiles have in-built NFC (except iPhones). Check that you have internet connection.

2.- Rub the unlocked phone on the back of the Phiwaves device where the NFC chip is located until the Nefertitys system is activated.

3.- A certificate will open on your mobile phone, confirming that Phiwaves is an authentic device. Register the device by pressing the green button on the screen.



* nefertitys

Nefertitys is a system that checks the authenticity of a purchased PHIWAVES PENDANT 5G device.

WARRANTY

- The device has a 24-month warranty to cover manufacturing faults valid from the date that appears on the proof of purchase. The warranty is void with no proof of purchase.
- The warranty covers replacement or repair of parts with manufacturing faults.
- The warranty does not cover aesthetic problems (caused by wear and tear), or damages caused by negligence or careless use.
- Manufacturing faults must be resolved by contacting the company that provided the device.

PHI WAVES

PERSONAL PROTECTION
AGAINST ELECTROMAGNETIC RADIATION



PATENTED TECHNOLOGY:



© 2021 All rights reserved

www.pranan.com